




# OREGON

## Obesity Fact Sheet




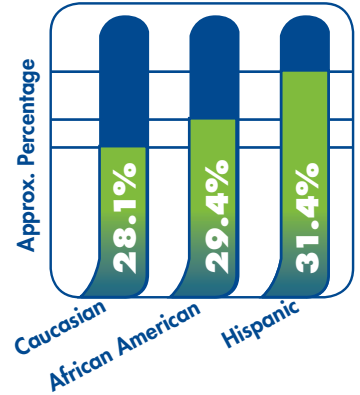
### ADULT OBESITY FACTS:

Obesity affects more than **30.1%** of Oregonians.

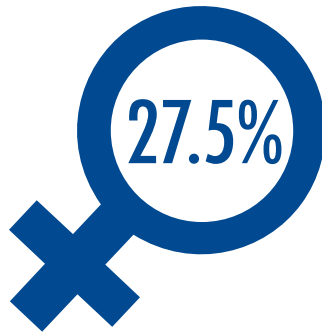


Oregon is ranked **22/51** in states impacted by obesity.

Oregonians Affected by Obesity by Race



More than **27.4%** of male Oregonians are affected by obesity.



More than **27.5%** of female Oregonians are affected by obesity.



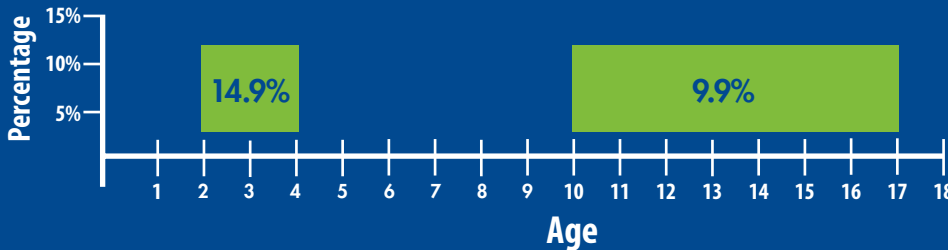
The age group most affected by obesity in Oregon is 45-64 (33.1%).

# 18<sup>th</sup>

Oregon ranks **18<sup>th</sup>** in adults with Type 2 Diabetes (10.7%).

### CHILDHOOD OBESITY FACTS:

Children Affected by Obesity



Oregon **IS NOT** one of the 19 states that have BMI screening requirements

### NATIONAL COST OF OBESITY

# \$315.8 BILLION

Estimated cost of annual obesity-related healthcare

# 42%

How much more healthcare costs for individuals affected by obesity

# \$14.1 BILLION

The direct costs caused by childhood obesity

# \$4.3 BILLION

Nationwide annual costs due to obesity-related absenteeism

Obesity is a serious chronic condition that continues to have a growing impact on our society, and carries with it a large number of related conditions such as diabetes, hypertension, heart disease, and more. Action must be taken to address this epidemic at all levels — individual, family, community, government, healthcare and insurance. To learn more about the disease of obesity, treatment options, weight bias, and more, please visit the Obesity Action Coalition (OAC) Web site at [www.ObesityAction.org](http://www.ObesityAction.org).

#### References:

- Centers for Disease Control
- Trust for America's Health
- Obesity Action Coalition

#### Questions?

If you have any questions regarding the above information or if you would like to receive free educational materials on obesity, please contact the OAC National Office at (800) 717-3117 or [info@obesityaction.org](mailto:info@obesityaction.org).

